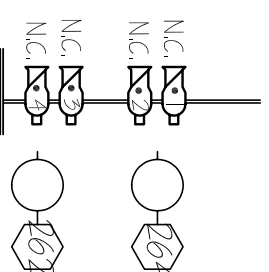
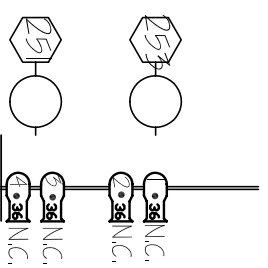


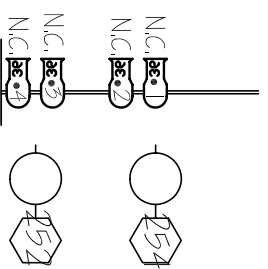
STAGE BOOM 5  
(DS OF CYC)



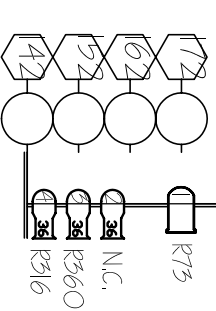
STAGE BOOM 4  
(DS OF SCRIM)



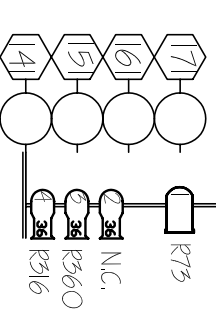
STAGE BOOM 3



STAGE BOOM 2



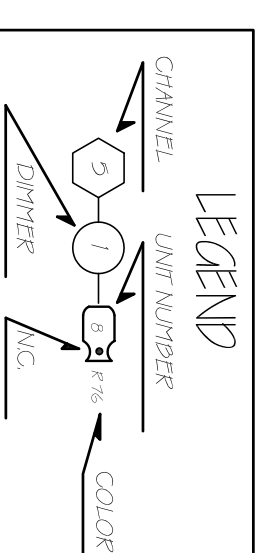
STAGE BOOM 1



### LINE SET SCHEDULE

1. MAIN CURTAIN
2. LEGS (19' FROM CENTER)
3. LEGS (19' FROM CENTER)
4. FIRST ELECTRIC
- 5.
- 6.
7. LEGS (19' FROM CENTER)
8. BORDER
- 9.
- 10.
11. SECOND ELECTRIC
- 12.
- 13.
14. BORDER
- 15.
- 16.
- 17.
18. LEGS (19' FROM CENTER)
19. THIRD ELECTRIC
- 20.
21. LEGS (19' FROM CENTER)
- 22.
23. BORDER
- 24.
25. 3A ELECTRIC
26. LEGS (19' FROM CENTER)
- 27.
28. FOURTH ELECTRIC
29. SCRIM
30. 4A ELECTRIC
32. CYC
- 33.

### LEGEND



### KEY



### NOTES

- 1) PIPES ARE NOT DRAWN IN THEIR TRUE POSITION
- 2) ELECTRICS 1-4 ARE TO BE TRIMED AT 26'.
- 3) ELECTRIC 4A TO BE TRIMED BY DESIGNER AT FOCUS
- 4) ON STAGE BOOMS 1-3 ARE TO BE PLACED UNDER THE CORRESPONDING ELECTRIC AT PIPE END AND WITH-IN THE CYC.

DIVINELY INSPIRED

DESIGNED: CHRISTOPHER R BOLTZ

ASSISTANT DESIGNER: TREVOR BURK

REVISED: NOV. 30 2001. CRB

SCALE:

1/4" = 1' 0"

PLATE:

3 / 3